

Wapiti

- 5 sections of land – Crown
- 100% working interest

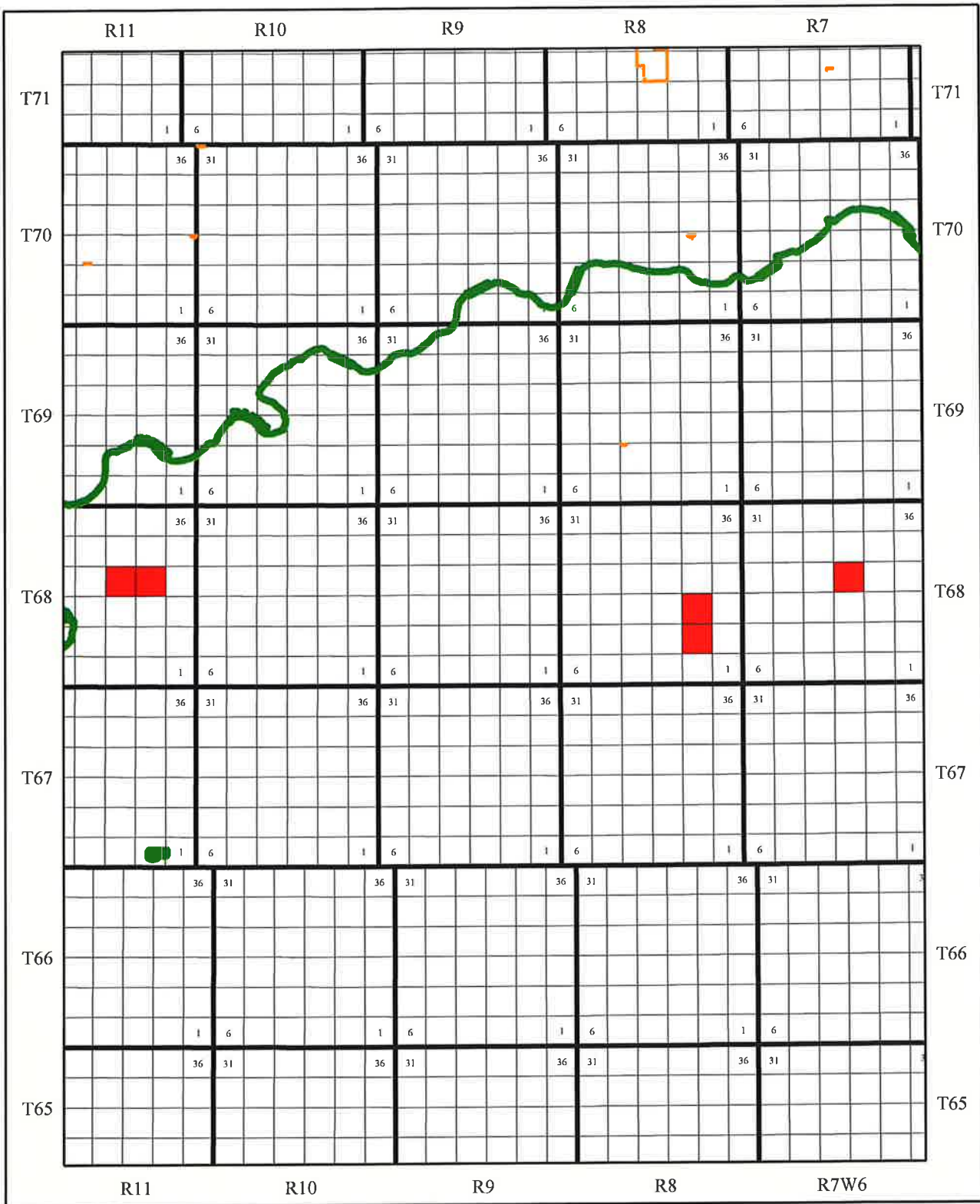
Attached is a property report indicating all title information, lands, working interest and encumbrances along with a map outlining our land position. There is no seismic or show and tell available. Offers are to be submitted to the attention of the undersigned.

Progress reserves the right to decline any and all offers, and to negotiate with any company it so chooses.


If you wish to discuss this matter further please do not hesitate to contact the Area Landman, their contact information is below.


David Griep
Senior Landman
Progress Exploration Partnership 2009

Phone: 403-539-1778
Fax: 403-216-2514
Email: dgriep@progressenergy.com



LAND LEGEND	
Land Lists:	
	2012 farmout lands



PROGRESS ENERGY	
WAPITI	
 Created in AccuMap™ Product of IHS Datum: NAD27 Vol. 21 No. 09, Oct. 7 2011 (403) 770-6666 <small>Copyright © 1991-2011</small>	Author: Peter Saltman Date: October 14, 2011 File: blank.MAP Scale: 1 : 311044 Projection: Stereographic Center: N54 83R66 W119.27579 DLS Version Information: AB: ATS 2.6 BC: PRH 2.0 SK: STS 2.5 MG: M117
Grid Information: DLS: IHS Enhanced Grid NTS: Theoretical Grid FPS: Theoretical Grid ILS: IHS ILS Grid	

Report Date: Oct 14, 2011

Page Number: 1

REPORTED IN HECTARES

**PROGRESS ENERGY
Mineral Property Report**

WAPITI

File Number	Lse Type	Lessor Type	Exposure	Oper.Cont.	ROFR	DOI Code	Lease Description / Rights Held
File Status	Int Type / Lse No/Name		Gross				
Mineral Int	Operator / Payor		Net	Doi Partner(s)			
M-04527	PNGL	CR	256.000			WI	Area : WAPITI
Sub: B	WI		256.000	PEP2009		100.00000000	TWP 68 RGE 7 W6M SEC 22
A	5403040495		256.000				PNG FROM BASE NIKANASSIN TO
	PEP2009			Total Rental:	896.00		BASE CHARLIE_LAKE
100.00000000	PEL						

Status	Dev:	Hectares	Net	Undev:	Hectares	Net	Related Contracts
UNDEVELOPED		0.000	0.000		256.000	256.000	100300 B P&S Apr 25, 2004 (I)
							C-01494 G FO Jul 02, 2004 (I)
							C-03139 A CONTRIBUT Jan 15, 2009

Royalty / Encumbrances

Royalty Type	Product Type	Sliding Scale	Convertible	% of Prod/Sales
CROWN SLIDING SCALE	ALL	Y	N	100.00000000 % of PROD
Roy Percent:				
Deduction: STANDARD				
Gas: Royalty:		Min Pay:		Prod/Sales:
S/S OIL: Min:	Max:	Div:		Prod/Sales:
Other Percent:		Min:		Prod/Sales:
Paid to: PAIDTO (R)		Paid by: WI	(M)	
AB-MIN OF FINAN	100.00000000	PEP2009		100.00000000

File Number	Lse Type	Lessor Type	Exposure	Oper.Cont.	ROFR	DOI Code	Lease Description / Rights Held
File Status	Int Type / Lse No/Name		Gross				
Mineral Int	Operator / Payor		Net	Doi Partner(s)			
M-04528	PNGL	CR	256.000			WI	Area : WAPITI
Sub: A	WI		256.000	PEP2009		100.00000000	TWP 68 RGE 8 W6M SEC 14
A	5403040496		256.000				PNG FROM BASE BLUESKY-BULLHEAD
	PEP2009			Total Rental:	896.00		TO TOP MONTNEY
100.00000000	PEL						

Status	Dev:	Hectares	Net	Undev:	Hectares	Net	Related Contracts
UNDEVELOPED		0.000	0.000		256.000	256.000	C-03139 A CONTRIBUT Jan 15, 2009
							G-00009 C MKTGAS Jun 01, 2002

Royalty / Encumbrances

Royalty Type	Product Type	Sliding Scale	Convertible	% of Prod/Sales
CROWN SLIDING SCALE	ALL	Y	N	100.00000000 % of PROD
Roy Percent:				
Deduction: STANDARD				

Report Date: Oct 14, 2011
 Page Number: 2
 REPORTED IN HECTARES

PROGRESS ENERGY
Mineral Property Report

WAPITI

File Number	Lse Type	Lessor Type	Exposure	Oper.Cont.	ROFR	DOI Code	
File Status	Int Type / Lse No/Name		Gross				
Mineral Int	Operator / Payor		Net	DOI Partner(s)			Lease Description / Rights Held

(cont'd)

M-04528 A Gas: Royalty: Min Pay: Prod/Sales:
 S/S OIL: Min: Max: Div: Prod/Sales:
 Other Percent: Min: Prod/Sales:

Paid to: PAIDTO (R) Paid by: PAIDBY (R)
 AB-MIN OF FINAN 100.00000000 PEP2009 100.00000000

M-04528 PNGL CR Eff: Apr 03, 2003 256.000 WI Area : WAPITI
 Sub: B WI Exp: Apr 02, 2007 256.000 PEP2009 100.00000000 TWP 68 RGE 8 W6M SEC 11
 A 5403040496 Ext: INT 256.000 PNG FROM BASE BLUESKY-BULLHEAD
 PEP2009 Ext: Apr 02, 2012 Total Rental: 896.00 TO TOP MONTNEY
 100.00000000 PEL

----- Related Contracts -----
 C-03139 A CONTRIBUT Jan 15, 2009
 G-00009 C MKTGAS Jun 01, 2002

Status Hectares Net Hectares Net
 DEVELOPED Dev: 256.000 256.000 Undev: 0.000 0.000

----- Well U.W.I. Status/Type -----
 102/06-11-068-08-W6/00 ST/GS

Royalty / Encumbrances

Royalty Type Product Type Sliding Scale Convertible % of Prod/Sales
 CROWN SLIDING SCALE ALL Y N 100.00000000 % of PROD
 Roy Percent:
 Deduction: STANDARD
 Gas: Royalty: Min Pay: Prod/Sales:
 S/S OIL: Min: Max: Div: Prod/Sales:
 Other Percent: Min: Prod/Sales:

Paid to: PAIDTO (R) Paid by: PAIDBY (R)
 AB-MIN OF FINAN 100.00000000 PEP2009 100.00000000

M-06350 PNGL CR Eff: Jun 26, 2008 512.000 WI Area : WAPITI
 Sub: A WI Exp: Jun 25, 2012 512.000 PEP2009 100.00000000 TWP 68 RGE 11 W6M SEC 22 & 23
 A 5408060349 512.000 PNG BELOW BASE SPIRIT RIVER
 PEP2009 Total Rental: 1792.00 TO BASE HALFWAY
 100.00000000 PEL

----- Related Contracts -----
 C-03139 A CONTRIBUT Jan 15, 2009

Status Hectares Net Hectares Net

Report Date: Oct 14, 2011
 Page Number: 3
 REPORTED IN HECTARES

PROGRESS ENERGY
Mineral Property Report

WAPITI

File Number	Lse Type	Lessor Type	Exposure	Oper.Cont.	ROFR	DOI Code	
File Status	Int Type / Lse No/Name		Gross				
Mineral Int	Operator / Payor		Net	DoI Partner(s)			Lease Description / Rights Held

(cont'd)

M-06350
 Sub: A UNDEVELOPED Dev: 0.000 0.000 Undev: 512.000 512.000

Royalty / Encumbrances

Royalty Type	Product Type	Sliding Scale	Convertible	% of Prod/Sales
CROWN SLIDING SCALE	ALL	Y	N	100.00000000 % of PROD
Roy Percent:				
Deduction: STANDARD				
Gas: Royalty:		Min Pay:		Prod/Sales:
S/S OIL: Min:	Max:	Div:		Prod/Sales:
Other Percent:		Min:		Prod/Sales:
Paid to: PAIDTO (R)		Paid by: W/ (M)		
AB-MIN OF FINAN	100.00000000	PEP2009		100.00000000

Report Date: Oct 14, 2011

Page Number: 4

PROGRESS ENERGY Mineral Property Report

REPORTED IN HECTARES

WAPITI

File Number	Lse Type	Lessor Type	Exposure	Oper.Cont.	ROFR	DOI Code			
File Status	Int Type / Lse No/Name		Gross						
Mineral Int	Operator / Payor		Net	Doi Partner(s)		*	*		Lease Description / Rights Held
Report Total:		Total Gross:	1,280.000	Total Net:		1,280.000			
		Dev Gross:	256.000	Dev Net:		256.000	Undev Gross :	1,024.000	Undev Net : 1,024.000

** End of Report **